

Scaled data based on original data using
LM-79-08 Approved Method: Electrical and Photometric Measurements of Solid-
State Lighting Products

Test Report Prepared for
Cooper Lighting Solutions
(formerly Eaton)

Brand: McGRAW-EDISON

Report Number: P943263

Luminaire Tested: **GALN-SB7C-930-U-T1**

Issue Date: 1/21/2025

Test Information

Test Method: LM-79-08
Report Number: P943263
TEST IS SCALED FROM IESNA LM-79-08 TEST DATA (G2-2405-108-2)
Test Lab: INNOVATION CENTER
Issue Date: 1/21/2025
Manufacturer: COOPER LIGHTING SOLUTIONS (FORMERLY EATON)
Product Line: MCGRAW-EDISON
Catalog Number: GALN-SB7C-930-U-T1
Description: GALLEON AREA AND ROADWAY HIGH DENSITY LED LUMINAIRE
(7) 90 CRI, 3000K, 615mA LIGHTSQUARES WITH 26 LEDS EACH AND TYPE I OPTICS
Light Source: -
Ballast/Driver: -

Summary

Lumens per Lamp: N/A
Luminaire Lumens: 36653 lumens
Efficiency: N/A
Efficacy: 104.6 lumens/watt
Luminous Opening: Rectangular (W 1.5' x L: 1.5' x H: 0')
IES Classification: Type I - Short
BUG Rating: B5 - U0 - G5

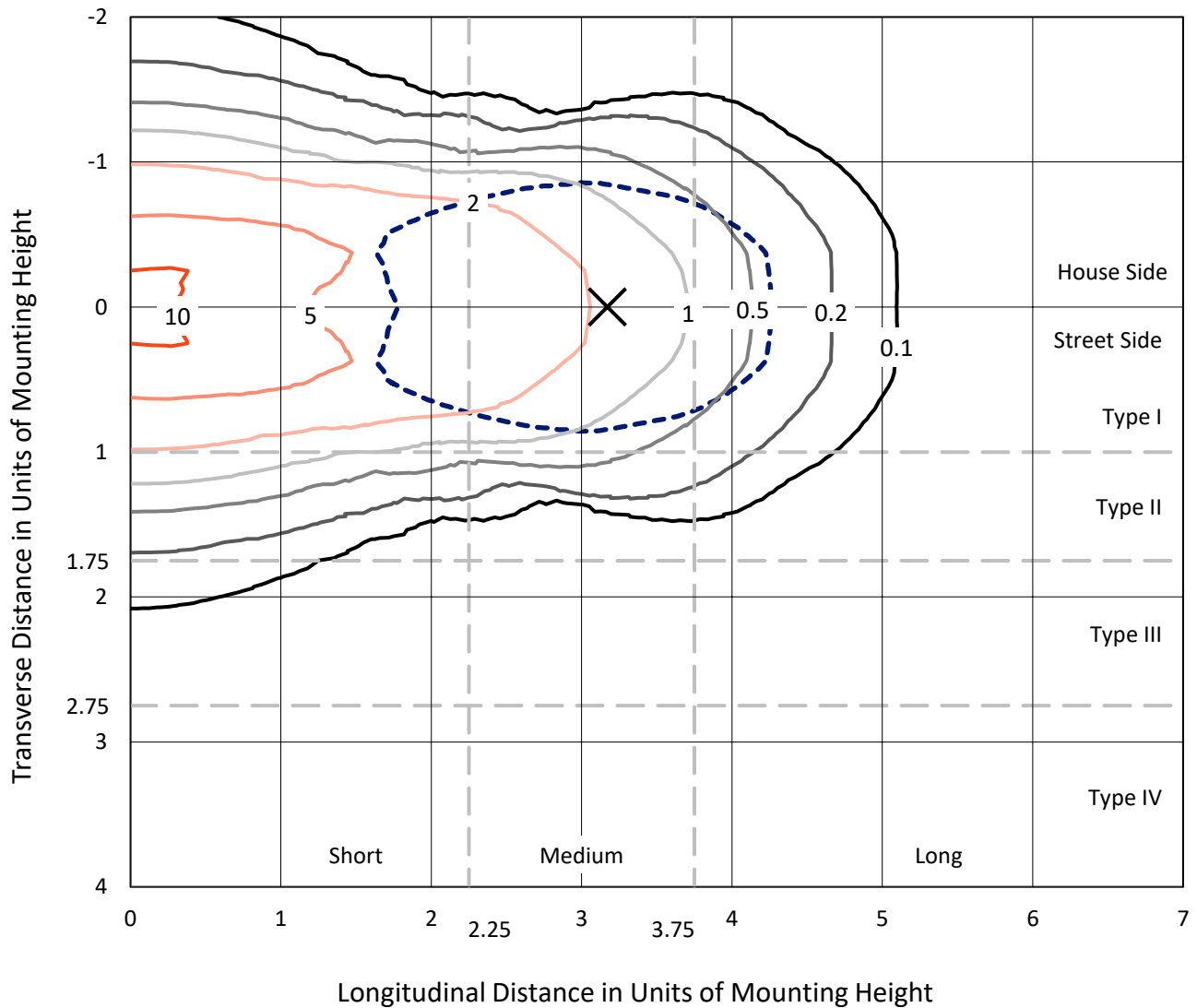
Input Watts (W): 350.5
Input Voltage (V): NR
Input Current (Ain): NR
Voltage Rise (V): NR
Power Factor: NR
Total Harmonic Distortion (THDi): NR
Frequency (hertz): 60
Stabilization Time: NR
Operation Time: NR
Ambient Temperature (°C): NR
Test Distance: 24 FT



REPORT NUMBER: P943263
 CATALOG NUMBER: GALN-SB7C-930-U-T1

Iso-Footcandle Lines of Horizontal Illumination

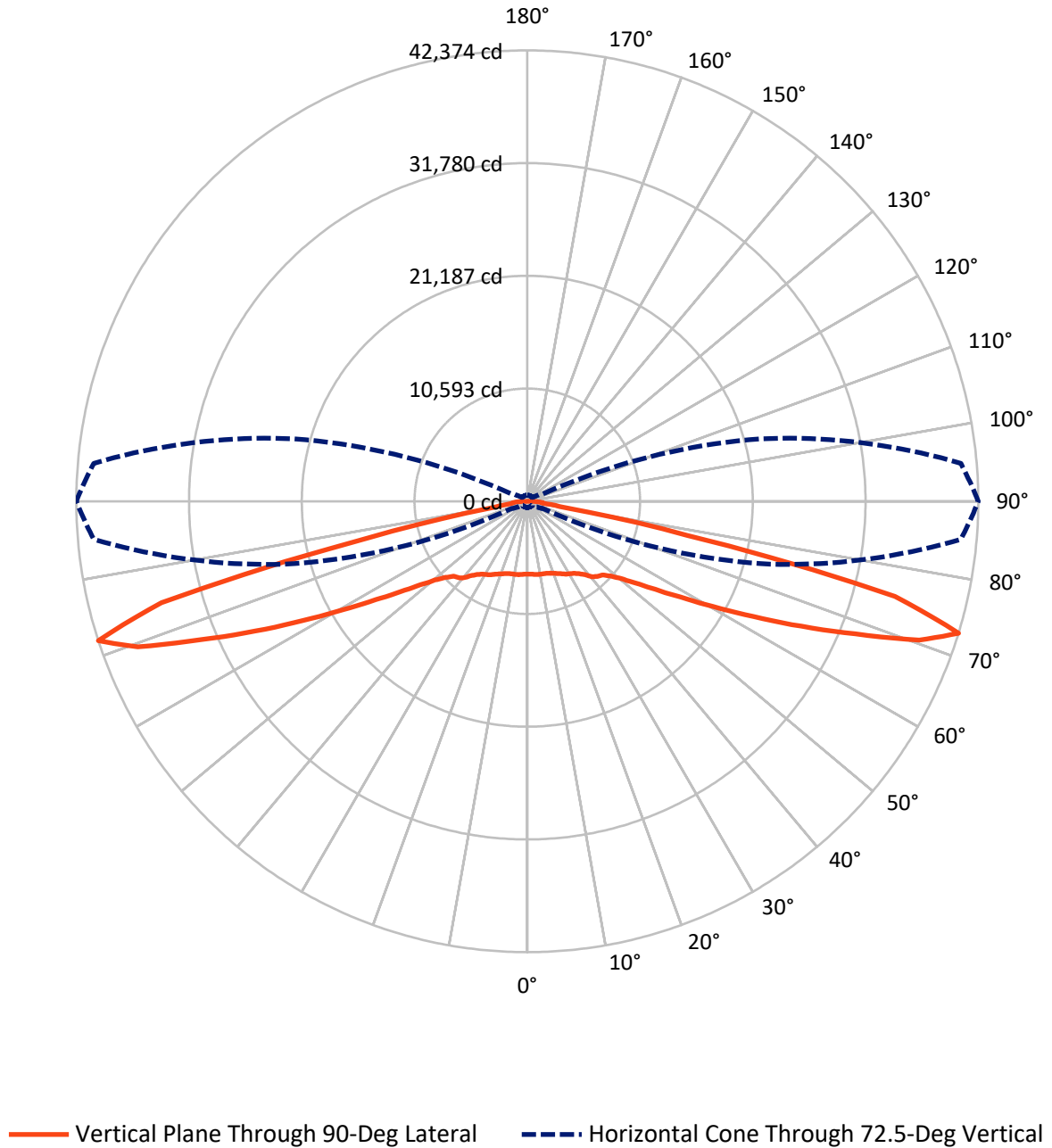
✕ Max cd
 - - - 1/2 Max cd



Based on 25 foot mounting height. Maximum calculated value = 11 fc
 Type I - Short - N/A

REPORT NUMBER: P943263
CATALOG NUMBER: GALN-SB7C-930-U-T1

Luminous Intensity Polar Plot



REPORT NUMBER: P943263
 CATALOG NUMBER: GALN-SB7C-930-U-T1

FLUX DISTRIBUTION:

		Downward	Upward	Total
House Side	Lumens	18326.5	0.0	18326.5
	% Fixture	50.0	0.0	50.0
Street Side	Lumens	18326.5	0.0	18326.5
	% Fixture	50.0	0.0	50.0
Total	Lumens	36653.0	0.0	36653.0
	% Fixture	100.0	0.0	100.0

ZONAL LUMENS:

Zone	Lumens	% Fixture
0°-10°	664.1	1.8
10°-20°	2030.5	5.5
20°-30°	3385.7	9.2
30°-40°	4656.4	12.7
40°-50°	5686.8	15.5
50°-60°	6577.4	17.9
60°-70°	7842.4	21.4
70°-80°	5473.5	14.9
80°-90°	336.2	0.9
90°-100°	0.0	0.0
100°-110°	0.0	0.0
110°-120°	0.0	0.0
120°-130°	0.0	0.0
130°-140°	0.0	0.0
140°-150°	0.0	0.0
150°-160°	0.0	0.0
160°-170°	0.0	0.0
170°-180°	0.0	0.0
0°-90°	36653.0	100.0
0°-180°	36653.0	100.0

Coefficient of Utilization



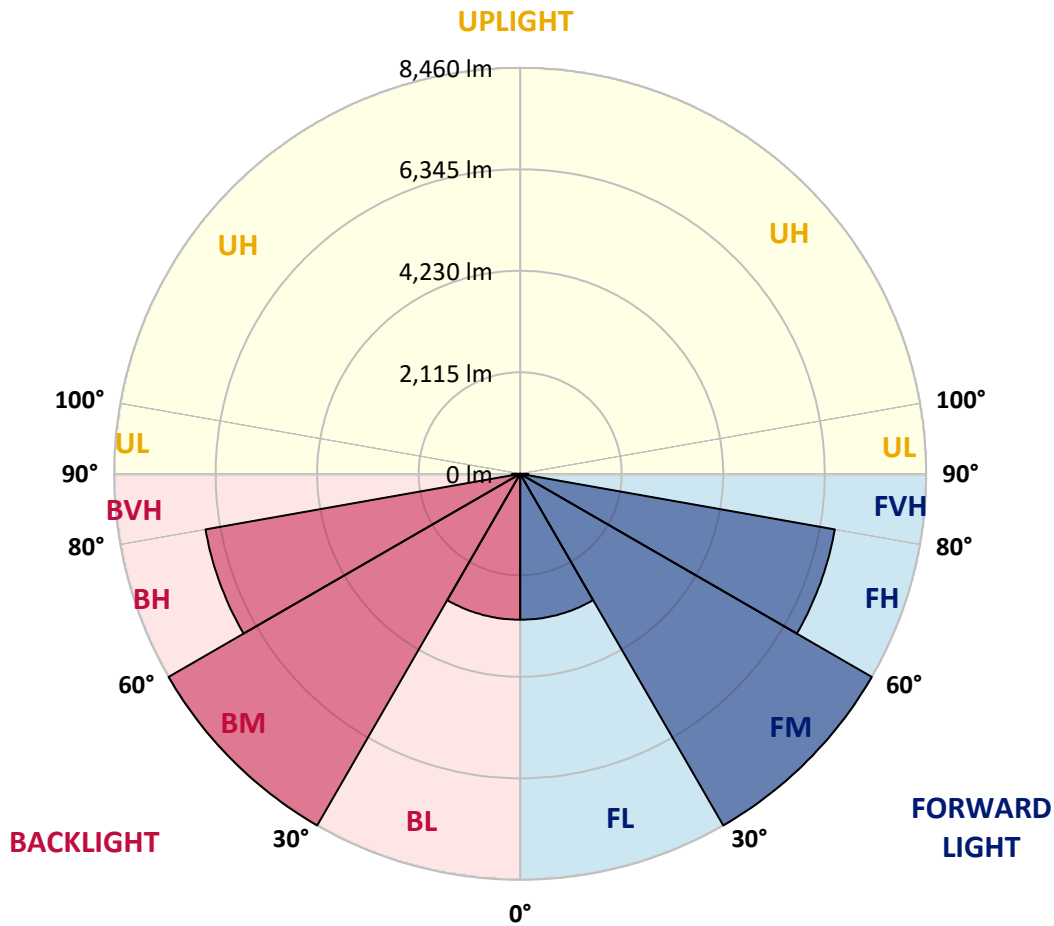
REPORT NUMBER: P943263
 CATALOG NUMBER: GALN-SB7C-930-U-T1

LUMINAIRE CLASSIFICATION SYSTEM LUMEN TABLE AND BUG RATING:

Zone	Lumens	% Fixture	Zone Rating/Lumen Limit		
			B	U	G
FL (0°-30°)	3040.2	8.3			
FM (30°-60°)	8460.3	23.1			
FH (60°-80°)	6658.0	18.2			G3/7500
FVH (80°-90°)	168.1	0.5			G2/225
BL (0°-30°)	3040.2	8.3	B4/5000		
BM (30°-60°)	8460.3	23.1	B4/8500		
BH (60°-80°)	6658.0	18.2	B5		G5
BVH (80°-90°)	168.1	0.5			G2/225
UL (90°-100°)	0.0	0.0		U0/0	
UH (100°-180°)	0.0	0.0		U0/0	

BUG Rating: B5-U0-G5

Type I Short



REPORT NUMBER: P943263
 CATALOG NUMBER: GALN-SB7C-930-U-T1

CANDELA DISTRIBUTION (FULL):

	0°	5°	15°	25°	35°	45°	55°	65°	75°	85°
0°	6849.0	6849.0	6849.0	6849.0	6849.0	6849.0	6849.0	6849.0	6849.0	6849.0
2.5°	6854.8	6862.6	6862.6	6856.8	6870.4	6858.7	6858.7	6852.9	6858.7	6852.9
5°	6889.9	6899.6	6903.5	6901.6	6919.1	6909.4	6909.4	6901.6	6903.5	6897.7
7.5°	6956.1	6969.8	6977.6	6987.3	7012.6	7000.9	6993.1	6969.8	6960.0	6944.4
10°	6977.6	6993.1	7018.5	7069.1	7127.6	7129.5	7106.1	7047.7	7002.9	6967.8
12.5°	6911.3	6932.8	6985.4	7088.6	7219.1	7271.7	7234.7	7137.3	7049.6	6987.3
15°	6827.6	6850.9	6930.8	7086.7	7279.5	7402.2	7398.3	7269.8	7129.5	7032.1
17.5°	6697.1	6720.4	6835.4	7053.5	7326.2	7528.8	7583.4	7450.9	7254.2	7123.7
20°	6461.4	6482.8	6642.5	6948.3	7341.8	7663.2	7805.4	7688.6	7443.1	7265.9
22.5°	6155.5	6188.6	6375.6	6767.2	7304.8	7803.5	8058.7	7978.8	7663.2	7417.8
25°	5828.3	5863.3	6081.5	6545.1	7209.4	7904.8	8358.7	8308.0	7912.6	7606.8
27.5°	5545.8	5582.8	5820.5	6325.0	7061.3	7943.7	8654.8	8680.1	8214.5	7815.2
30°	5323.8	5358.8	5612.1	6147.7	6870.4	7904.8	8913.8	9089.1	8522.3	7996.3
32.5°	5080.3	5125.1	5391.9	5931.5	6644.5	7811.3	9139.8	9531.3	8878.8	8191.1
35°	4772.5	4813.4	5093.9	5635.4	6348.4	7661.3	9328.7	10022.2	9389.1	8487.2
37.5°	4398.5	4437.4	4716.0	5265.3	6054.2	7450.9	9472.9	10575.4	9996.9	8913.8
40°	4022.5	4059.5	4320.6	4852.3	5701.7	7182.1	9523.5	11117.0	10694.3	9500.2
42.5°	3677.7	3710.8	3950.4	4445.2	5306.2	6839.3	9457.3	11588.4	11319.6	9909.2
45°	3360.2	3389.4	3601.8	4063.4	4895.2	6422.4	9258.6	12094.8	12063.7	10201.4
47.5°	2997.9	3027.1	3247.2	3693.3	4484.2	5933.5	8921.6	12593.5	13098.0	10863.7
50°	2555.7	2581.0	2807.0	3266.7	4057.6	5413.4	8454.1	12985.0	14403.2	11866.9
52.5°	2031.7	2059.0	2279.1	2738.8	3551.1	4854.3	7838.6	13240.2	15910.9	13331.8
55°	1511.6	1531.1	1722.0	2135.0	2923.9	4217.3	7067.2	13312.3	17621.2	15334.3
57.5°	1096.7	1108.4	1231.1	1538.9	2216.8	3420.6	6130.2	13125.3	19656.8	17901.7
60°	888.3	892.2	929.2	1065.5	1540.8	2520.7	4998.4	12482.5	21865.8	21211.3
62.5°	806.5	806.5	816.2	853.2	1042.2	1663.6	3629.0	11150.1	24234.5	25393.5
65°	750.0	750.0	753.9	771.4	822.0	1059.7	2290.8	8980.1	26231.1	30292.6
67.5°	699.3	701.3	699.3	705.2	734.4	783.1	1328.5	6202.3	27306.4	35369.0
70°	646.7	650.6	640.9	640.9	664.3	666.2	831.8	3401.1	26414.2	39623.3
72.5°	584.4	590.2	574.6	570.7	588.3	580.5	625.3	1632.4	22678.1	40893.4
75°	529.8	537.6	502.6	492.8	492.8	487.0	508.4	837.6	14718.7	33358.7
77.5°	481.1	496.7	440.2	409.1	401.3	383.7	414.9	512.3	6438.0	15661.5
80°	397.4	418.8	362.3	325.3	311.7	292.2	327.3	358.4	1914.8	3636.8
82.5°	296.1	305.8	257.1	231.8	220.1	206.5	245.4	249.3	623.3	1287.6
85°	189.0	192.8	157.8	136.4	130.5	124.7	155.8	136.4	237.7	946.7
87.5°	66.2	76.0	60.4	54.5	58.4	48.7	72.1	40.9	66.2	668.1
90°	0.0	0.0	0.0	0.0	0.0	0.0	0.0	0.0	0.0	0.0

(END C

90°

6849.0
6852.9
6897.7
6944.4
6962.0
6977.6
7016.5
7102.2
7232.7
7373.0
7544.4
7749.0
7900.9
8070.4
8352.8
8734.6
9309.3
9663.8
9870.3
10481.9
11387.7
12741.6
14596.0
16972.5
20040.5
23825.4
28309.6
33228.2
39060.3
42373.8
35680.6
15336.2
3482.9
1455.1
1375.3
827.9
0.0

OF REPORT)